




# NupHix<sup>®</sup>





## NupHix

 A specialist water conditioner with pH colour indicator that helps to maximise the effectiveness of spray applications

### Description

The quality of the water used in spray solutions can have a significant impact on the performance of the pesticide or foliar nutrition being used. NupHix is a specialist water conditioner that adjusts spray tank water to an optimum pH level of 4.0 - 5.0. NupHix contains chemical water conditioners that dissolve the carbonates in the spray solution to reduce their ability to react with pesticides or foliar feeds. NupHix also contains an indicator dye which turns pink when the water has achieved the ideal pH range.

### Benefits

-  Reduces the negative impact of hard water on spray treatments
-  Adjusts pH to level of 4.0 – 5.0 for optimum pesticide performance and nutrition uptake
-  Especially useful for herbicide, fungicide or foliar feed treatments in hard water areas
-  Water turns pink when at the optimum pH level

### Characteristics

<b>Technology</b>	Water conditioner
<b>Pack size</b>	5 litre
<b>Pack coverage</b>	Variable

## Application rates

Use when needed to optimise the condition of spray tank water in order to minimise the potential negative impact of dissolved carbonates on pesticide treatments.

Water hardness rating	Application rate ml / 100 L of spray water
Soft	40-50 ml
Medium	50-80 ml
Medium hard	80-180 ml
Hard	180-200 ml
Very hard	200-220 ml

## How to use

- 1 Establish the general pH and hardness of your spray water in your area.
- 2 From the table below, calculate how much pHixer should be added.
- 3 As soon as a stable pink colour is obtained there is no need to add additional quantities of pHixer.
- 4 Mix pHixer thoroughly before adding pesticides or foliar feeds.

If the desired colour change is not correct after adding the selected quantity of NupHix the optimum pH range has not yet been reached. Continue adding NupHix in small quantities at a rate of 10ml/100 litres of water (with constant agitation) until the correct shade is reached. N.B. Always mix NupHix thoroughly with water first before adding pesticides or foliar feeds.

Recommended period of use

J	F	M	A	M	J	J	A	S	O	N	D

Attention

Please contact your ICL Technical Area Sales Manager for more detailed advice.

<https://icl-growingsolutions.com/en-gb/agriculture/products/nuphix/>  
: 12/05/2024

ICL Growing Solutions [marketing.ukire@icl-group.com](mailto:marketing.ukire@icl-group.com)

